


ESCALERA TELESCOPICA - FIBRA DE VIDRIO



Carga máxima



Peldaños en forma "D" antideslizantes

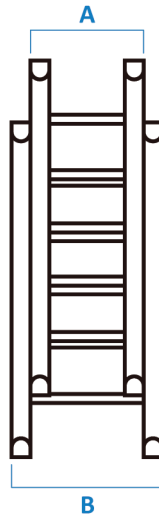


Sistema de polea y cuerda

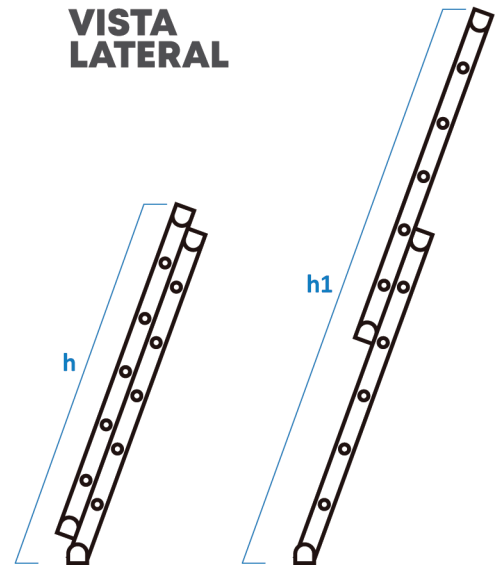


Zapatas antideslizantes

VISTA FRONTAL



VISTA LATERAL



ESPECIFICACIONES:



MODELO	PASOS	PESO	CAPACIDAD	DIMENSIONES (m)			
				ALTURA CERRADO (h)	ALTURA EXTENDIDO (h1)	ANCHO FRONTAL INTERNO (A)	ANCHO FRONTAL EXTERNO (B)
FTT102-16II	16	12.50	102Kg	2.44	4.14	0.41	0.43
FTT102-20II	20	15.70	102Kg	3.05	5.37	0.41	0.43
FTT102-24II	24	19.20	102Kg	3.66	6.59	0.41	0.43
FTT102-28II	28	22.80	102Kg	4.27	7.80	0.41	0.43
FTT113-32I	32	24.70	113Kg	4.88	9.02	0.41	0.43